



**BOVEARN**

**PU MOULDINGS CATALOGUE**



**PU MOULDINGS**



**Bovearn Building Material Co.,Ltd**

Add:No. 10 wulv road,tong'an industrial  
zone, Xiamen, Fujian , China.





# COMPANY CULTURE

- Brand strategy  
Continuous Innovation, Focus on quality, Advance with times.
- Elitist  
Loyal and honest, professional and enterprising.
- Brand positioning  
High-end, quality goods.
- Brand development  
Grow with our clients together, enrich and develop the products.
- Brand objectives  
Sets up the high quality brand image, provide professional Service, Leading the market.

## ( Installation )



1. Establish a horizontal reference line on wall for the cornice;



2. Marked on the wall and ceiling by the cornices, prepare for the corner joints;



3. Saw at the marked point of the cornice, and better to cut more 5mm than the marked point;



4. Apply silicone or adhesive on both backedge of the cornice, which will be contact with the wall and ceiling;



5. Using pressure gun for nailing, if the wall is too strong then use the steel nail;



6. The joints between the cornices can be amended with the saw or the sandpaper;



7. Fasten the cornice with the pressure gun or steel nail, and fill the nail holes with plaster;



8. Apply the filler (Silicone or Plaster) to fill up the gaps;



9. Cleaning overflowed glue with the waterish cloth;



10. Allow to dry, sand smooth with sandpaper and finished with paint.

## ( Product Character )

Our Products are made of Ployurethane, which is an exclusively, high quality material. As a professional manufacturer, our factory encompasses the newest technology and high-tech facility.

1. Waterproof: Resistant to moisture, mildew and vermin. Easy to clean, can be kept new for a long time.
2. Product stability: No excessive expansion or contraction due to heat or cold, no warping, no splitting.
3. Light weight: Never splitting when in carry, the use efficiency is high.
4. Good resilience: Arch molding and ceiling is available, flexible.
5. Easy installation: Can be planed, sawed, nailed and glued, save the cost and time.
6. Our polyurethane products are covered with PVC film and painted off-white color, apply finishing paint coat with any color as you like.



► Company Profile

- Foreword
- Profile
- Qualification
- Honors
- Culture
- Installation

► Products

Project case	01~18
Modern concise style	19~26
Chinese concise style series	27~34
Carving crown mouldings	35~56
Carving Panel mouldings	57~66
Carving hollow mouldings	67~68
Plain crown mouldings	69~84
Plain Panel mouldings	85~96
Combination mouldings	97~100
Carving panel mouldings -corners	101~108
Plain panel mouldings-corners	109~125
Ceilingtiles/wall moldings	126~134

CONTENTS

French combination lamp holder	135~146
Rounded medallion	147~168
Oval medallion	169~172
Ceiling domes	173~182
Fireplace/niches/shelvings	183~187
Corbels	188~201
Classic wall board series	202~211
Combination ceiling tile examples	212~215
Ornaments	216~252
Wall boards	253~278
Curtian Box Mouldings	279~280
Door surroundings	281~288
PU pilasters columns	289~295
PU Rounded roma columns	296~300
PU faux beam	330
Colored product examples	331~342
2023-New Additions	343~356




## PU Pilasters columns

Size Marking: (H)x(W)x(D)

## PU Pilasters columns




## PU Pilasters columns






## PU Pilasters columns

Size Marking: (H)x(W)x(D)




## PU Pilasters columns





## PU Pilasters columns

Size Marking: (H)x(W)x(D)






## PU Pilasters columns

Size Marking: (H)x(W)x(D)




GT-5013/A  
510x523x180mm




GT-5012/A  
955x450x160mm


Length can be piece together



## Delicate Round Roma column



GT-5012/C(内角inside)  
955x150x160mm




GT-5012/B(out)  
955x150x160mm






PU Roman columns

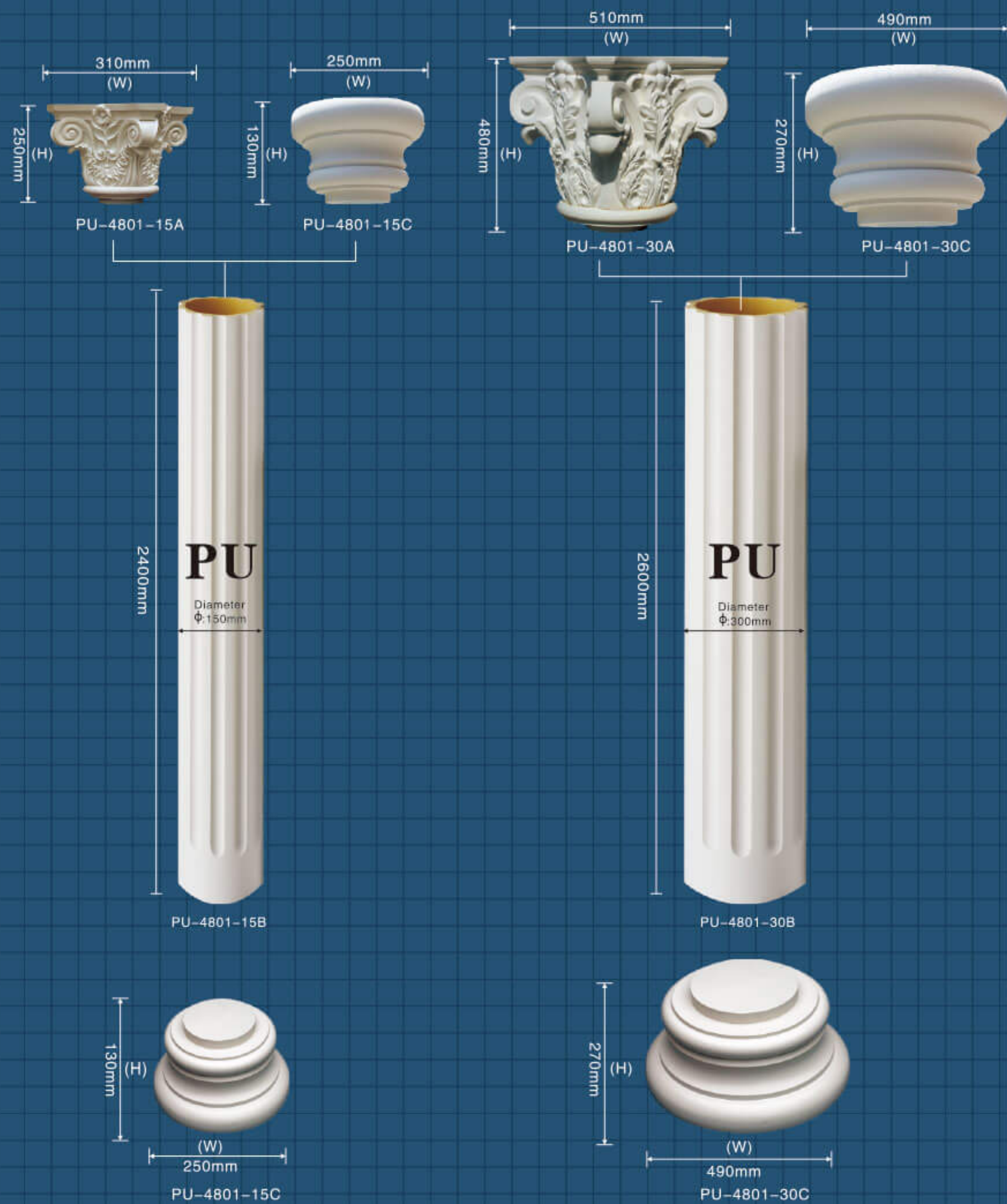


PU Roman columns





## PU Roman columns



## PU Roman columns

