



BOVEARN

PU MOULDINGS CATALOGUE



PU MOULDINGS



Bovearn Building Material Co.,Ltd

Add:No. 10 wulv road,tong'an industrial
zone, Xiamen, Fujian , China.



COMPANY CULTURE

- Brand strategy
Continuous Innovation, Focus on quality, Advance with times.
- Elitist
Loyal and honest, professional and enterprising.
- Brand positioning
High-end, quality goods.
- Brand development
Grow with our clients together, enrich and develop the products.
- Brand objectives
Sets up the high quality brand image, provide professional Service, Leading the market.

(Installation)



1. Establish a horizontal reference line on wall for the cornice;



2. Marked on the wall and ceiling by the cornices, prepare for the corner joints;



3. Saw at the marked point of the cornice, and better to cut more 5mm than the marked point;



4. Apply silicone or adhesive on both backedge of the cornice, which will be contact with the wall and ceiling;



5. Using pressure gun for nailing, if the wall is too strong then use the steel nail;



6. The joints between the cornices can be amended with the saw or the sandpaper;



7. Fasten the cornice with the pressure gun or steel nail, and fill the nail holes with plaster;



8. Apply the filler (Silicone or Plaster) to fill up the gaps;



9. Cleaning overflowed glue with the waterish cloth;



10. Allow to dry, sand smooth with sandpaper and finished with paint.

(Product Character)

Our Products are made of Ployurethane, which is an exclusively, high quality material. As a professional manufacturer, our factory encompasses the newest technology and high-tech facility.

1. Waterproof: Resistant to moisture, mildew and vermin. Easy to clean, can be kept new for a long time.
2. Product stability: No excessive expansion or contraction due to heat or cold, no warping, no splitting.
3. Light weight: Never splitting when in carry, the use efficiency is high.
4. Good resilience: Arch molding and ceiling is available, flexible.
5. Easy installation: Can be planed, sawed, nailed and glued, save the cost and time.
6. Our polyurethane products are covered with PVC film and painted off-white color, apply finishing paint coat with any color as you like.

► Company Profile


- Foreword
- Profile
- Qualification
- Honors
- Culture
- Installation

► Products

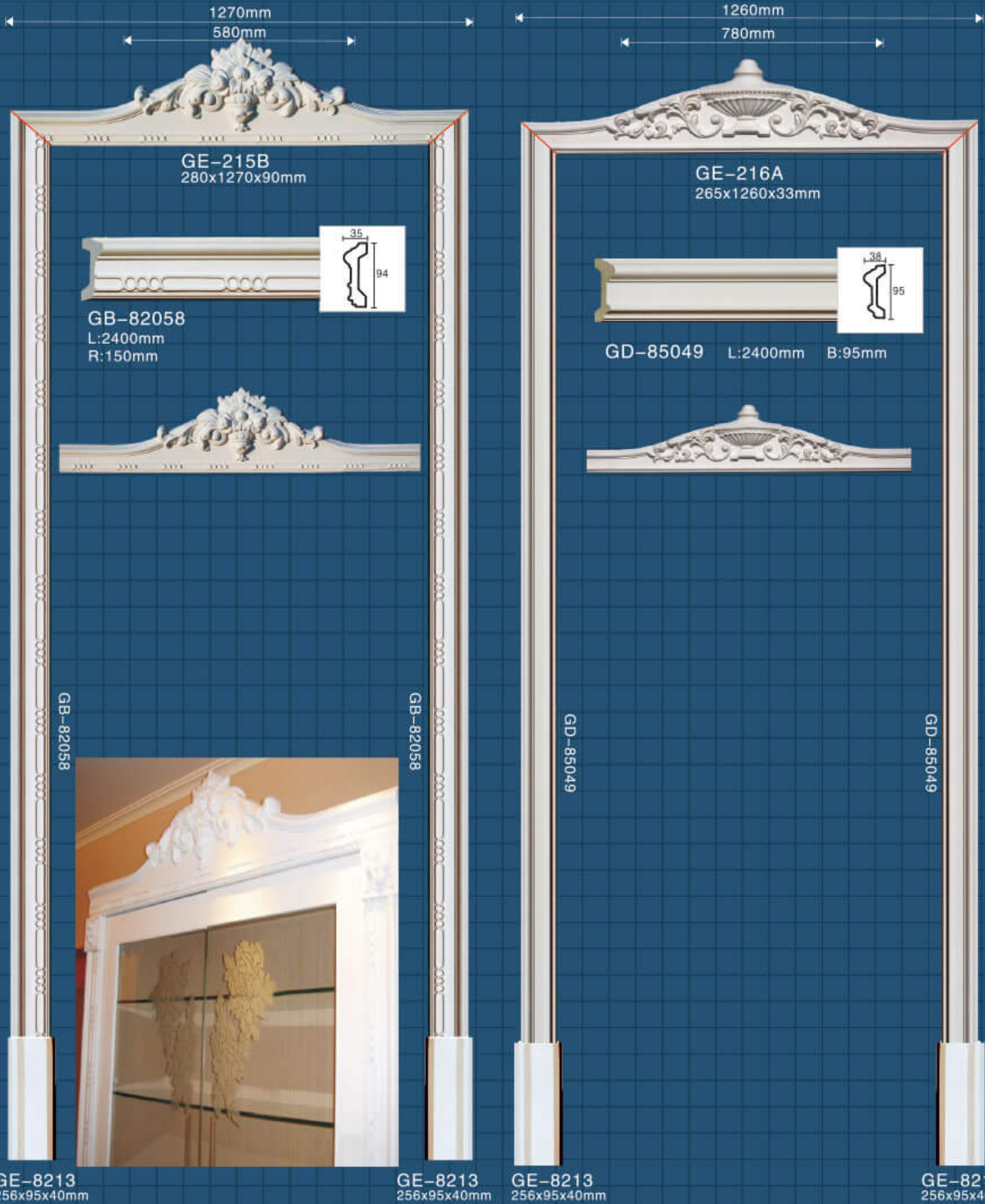

| | |
|----------------------------------|---------|
| Project case | 01~18 |
| Modern concise style | 19~26 |
| Chinese concise style series | 27~34 |
| Carving crown mouldings | 35~56 |
| Carving Panel mouldings | 57~66 |
| Carving hollow mouldings | 67~68 |
| Plain crown mouldings | 69~84 |
| Plain Panel mouldings | 85~96 |
| Combination mouldings | 97~100 |
| Carving panel mouldings -corners | 101~108 |
| Plain panel mouldings-corners | 109~125 |
| Ceilingtiles/wall moldings | 126~134 |

CONTENTS

| | |
|-----------------------------------|---------|
| French combination lamp holder | 135~146 |
| Rounded medallion | 147~168 |
| Oval medallion | 169~172 |
| Ceiling domes | 173~182 |
| Fireplace/niches/shelvings | 183~187 |
| Corbels | 188~201 |
| Classic wall board series | 202~211 |
| Combination ceiling tile examples | 212~215 |
| Ornaments | 216~252 |
| Wall boards | 253~278 |
| Curtian Box Mouldings | 279~280 |
| Door surroundings | 281~288 |
| PU pilasters columns | 289~295 |
| PU Rounded roma columns | 296~300 |
| PU faux beam | 330 |
| Colored product examples | 331~342 |
| 2023-New Additions | 343~356 |

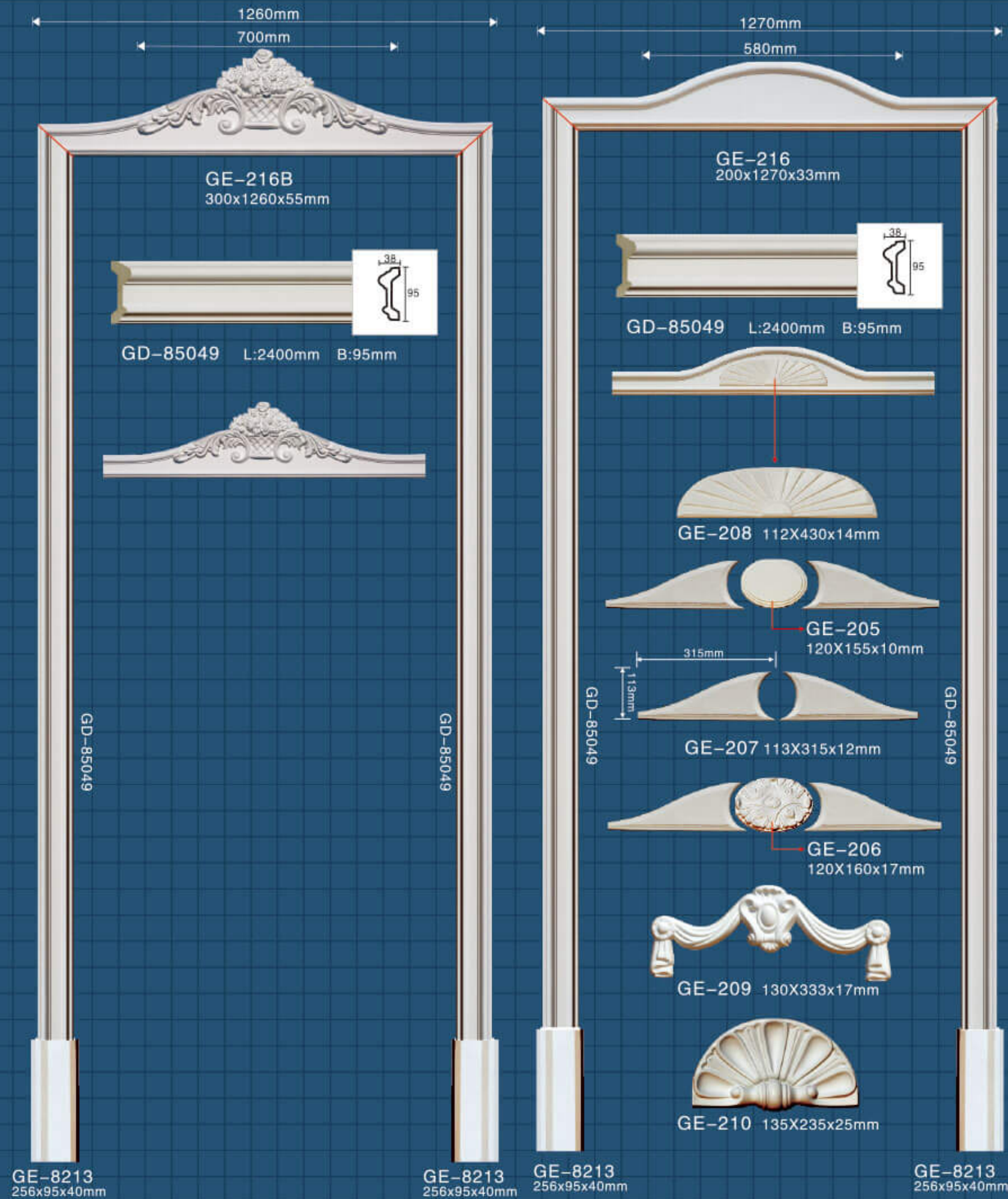


Size Marking: (H)x(W)x(D)

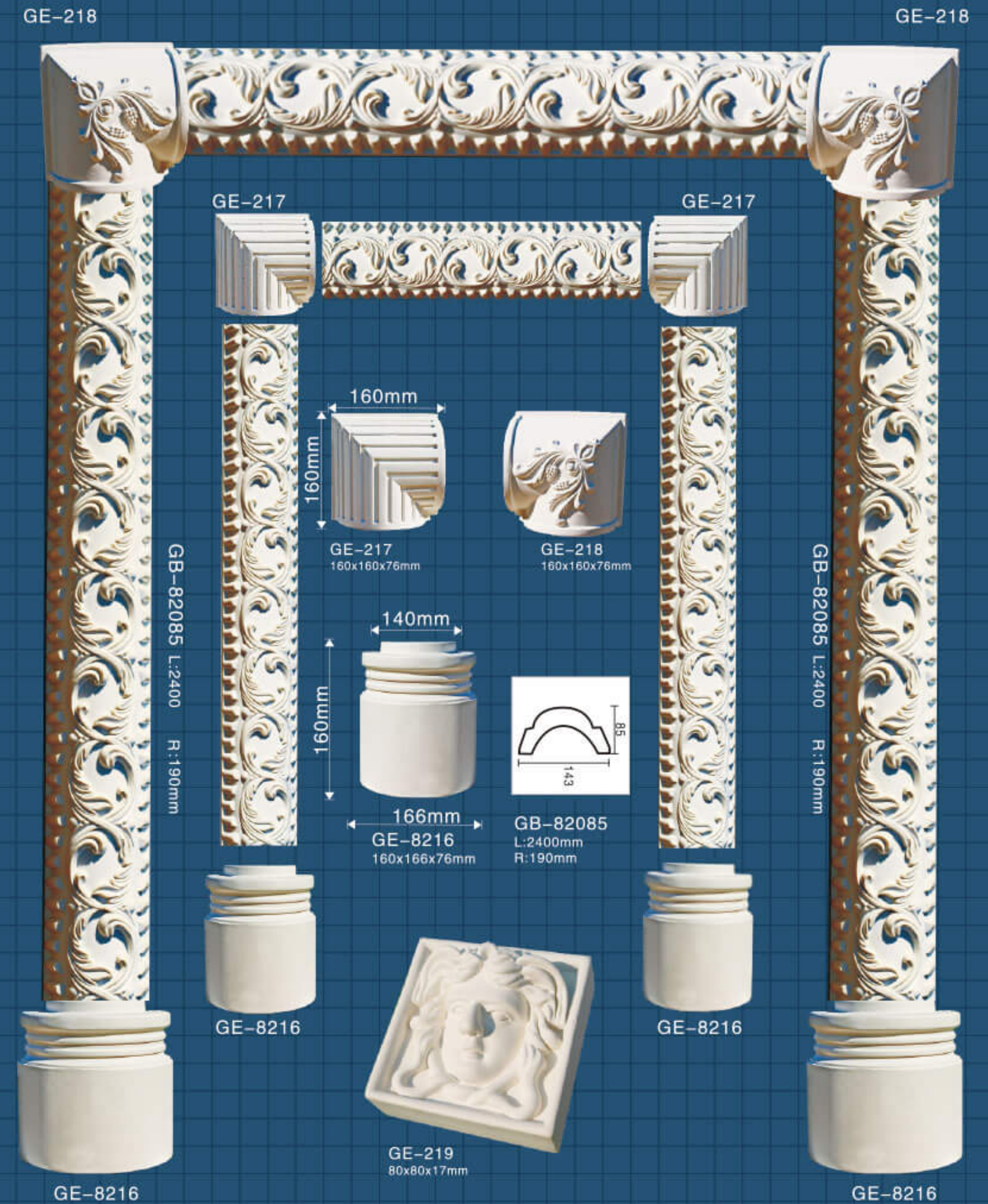


Door surroundings

Size Marking: (H)x(W)x(D)



Door surroundings



Door surroundings

[illegible]

Door surroundings

Size Marking: (H)x(W)x(D)

Door surroundings

